



PALAZZO® Style
The stylish parasol



Unique selling proposition

- Palazzo line design language: uniform design of the models Royal, Noblesse and Style
- Continuous mast profile down to the floor covering (internal support tube & tip-over hinge)
- Counter-rotating opening principle (with crank or motor):
Opened with just 9 turns of the crank (patented)
High closing height (no need to move the furniture)
- 110 km/h wind stability at size 300 × 300 cm
- Top quality material selection
- LED lighting system integrated into the struts
- Professional additional options (Heating, rain gutters, ...)
- Special product solutions (Sizes, frame, fabrics, ...)

Places of use

- Small area outdoors
- Terraces & rooftops
- Public spaces & parks
- Corrosive environments



Basic model

Frame

- 8 parts made from anodised aluminium
- Anti-rotation mast including reinforcing struts
- Mast profile Ø 105 mm and 4.5 mm wall thickness
- Roof struts 23 × 40 mm

Frame material

- Aluminium: EN-AW-6063-T66
- Screws and rivets made from stainless steel A4
- Glass-fibre reinforced plastic parts: PA6GF30
- Anodisation:
 - Profile surface finishing
 - High degree of hardness – wear resistance (“scratch-resistant”)
 - Increased corrosion resistance
 - Natural appearance (adaptation to environment)
 - Modern look (luxurious matt)

Frame colour

- Anodised natural matt (standard)
- RAL 7016 powder-coated (no surcharge)
- RAL colours powder-coated (surcharge)
 - Powder coating on anodised profiles
 - (providing additional corrosion protection)

Opening principle

- Counter-rotating (telescopic system)
- Patented opening using a toothed belt
- Opened with just 9 turns of the crank

Drive

- With hand crank (detachable)
- With motor (surcharge)

Canopy

- With or without flounce
- Adjustable (adjustable strut extensions)
- 100 % polyacrylic approx. 300 g/m² (spun dyed)
- Replaceable or interchangeable canopies

Wind stability

- Up to 110 km/h (with fixed anchorage)
- Tested in a wind tunnel

Fixations

[More information](#)

- Bases / parasol stands / covers
- Ground sockets
- Mounting plates without or with installation height made to measure
- Mounting plates for insulation floors
- Mounting plates for insulation floors with high insulation
- Base plates made to measure

Additional options – Standard accessories

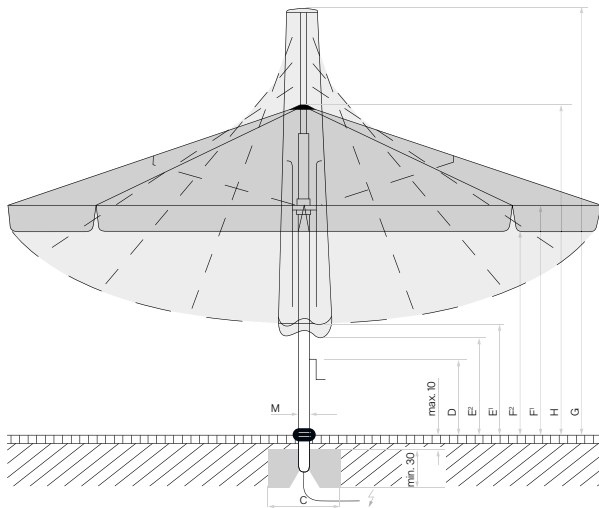
[More information](#)

- LED lighting system (RGBW)
- Infrared radiant heater
- Motorisation
- BUS systems / connection to the home control system
- Rain gutters
- Side walls
- Protective covers with corset lacing
- Strap systems
- Impact protection
- Anti-theft system (integrated)



Special product solutions – Made to measure

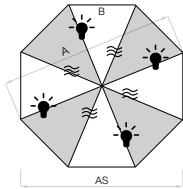
[More information](#)

- Special sizes & intermediate measurements (increments 1 & 2)
- Mast extensions & reductions max. + 1000 mm / - 500 mm
- Frame in all RAL colours
- Glatz Green® Special fabric
- Special fabrics (third-party fabrics, PVC & flame retardant)
- Custom flounces & edging strips
- Printing & advertising print

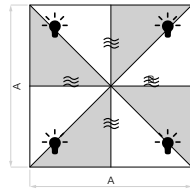


Loose cover max. 10 cm, concrete thickness min. 30 cm (pay attention to frost depth), guarantee water drainage, supply line electric.

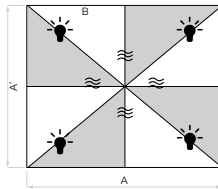
-  LED positions on the Palazzo Style with LED
-  Radiant heater positions on the Palazzo Style with radiant heater



8 parts



8 parts



8 parts

Nominal size	Lateral distance	Mast Ø	Area covered	Slide distance	Height closed/ with flounce	Clear headroom/ with flounce	Total height	Height open	Foundation	Minimum weight for base	¹⁰ max. wind speed open perm.
cm	cm	cm	m ²	cm	cm	cm	cm	cm	cm	kg	km/h (wind force)
A	AS	M	B	D	E¹/E²	F¹/F²	G	H	C		
Ø 350	325	10.5	8.7	85	179/154	235/210	356	285	80×80	180	115 (11)
Ø 400	370	10.5	11.3	85	176/151	235/210	378	292	80×80	180	90 (10)
Ø 450	415	10.5	14.3	85	178/153	235/210	406	299	80×80	180	75 (9)
Ø 500	460	10.5	17.7	85	169/144	235/210	423	305	100×100	240	65 (8)
Ø 600	554	10.5	25.5	85	136/111	235/210	442	319	120×120	310	55 (7)
300×300	-	10.5	9	85	142/117	235/210	353	280	80×80	180	110 (11)
350×350	-	10.5	12.3	85	124/99	235/210	371	287	100×100	240	95 (10)
400×400	-	10.5	16	85	121/96	235/210	405	294	100×100	240	80 (9)
450×450	-	10.5	20.3	80	103/78	235/210	422	301	100×100	310	70 (8)
350×250	-	10.5	8.8	85	123/98	235/210	337	281	80×80	180	100 (10)
350×300	-	10.5	10.5	85	133/108	235/210	362	284	80×80	180	95 (10)
400×200	-	10.5	8	85	100/75	235/210	322	283	80×80	180	95 (10)
400×300	-	10.5	12	85	117/92	235/210	366	288	80×80	180	85 (9)
450×350	-	10.5	15.8	85	109/84	235/210	394	295	100×100	240	75 (9)

¹⁰ 10 km/h less with flounce

The above measures represent extrapolated average values that may be slightly different on the product (± 2% ± 5 cm).

If a minimum or a maximum height underneath is required, this must be agreed with Glatz.

Height dimensions are based on ground socket M4. These differ slightly depending on the type of base. Except for base M4, 180 kg plus 15.5 cm.

The max. wind speed limits as per our separate list apply only in the presence of a fix ground anchorage. A base with the specified minimum weight is not sufficient.

In the presence of several parasols, the min. distance between one parasol and another and between parasols and walls shall be 25 cm.

Opening and closing using a battery-operated drill is not permitted.



Glatz AG

+41 52 723 66 44
contract@glatz.com
glatz.com

